

# Brain*trend*<sup>®</sup>

**The aEEG monitor for  
neonatology**



**Amplitude-  
integrated EEG  
(aEEG)**

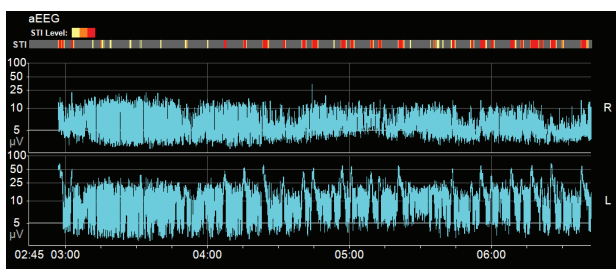
**Support with the  
detection of epileptiform  
potentials (STI)**

**Density Spectral Array  
(DSA)  
and other diagrams**

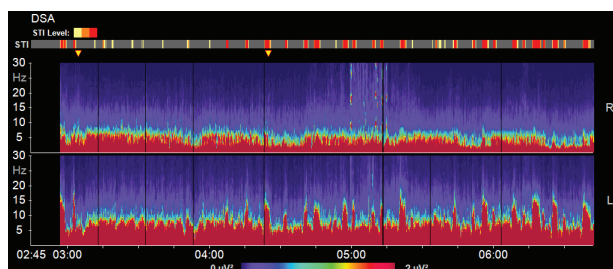
**Screenshot function and  
browsing in current and  
archived measurements**

- 1- or 2-channel raw EEG
- aEEG
- DSA
- Relative Frequency Bands
- Median / Spectral Edge Frequency
- Power Spectrum
- Power, comparison of 2 channels
- Burst Suppression Ratio
- Support with recognizing epileptiform potentials
- Browsing in current and archived measurements
- Automatic impedance measurements
- EMG index
- Marker function
- Screenshot function

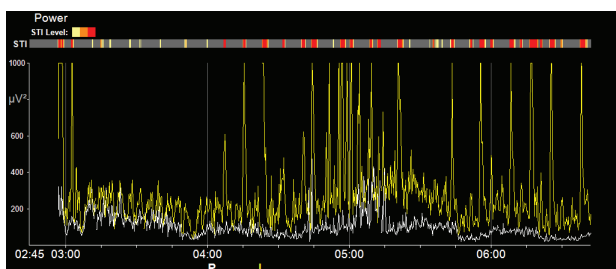
## Diagrams



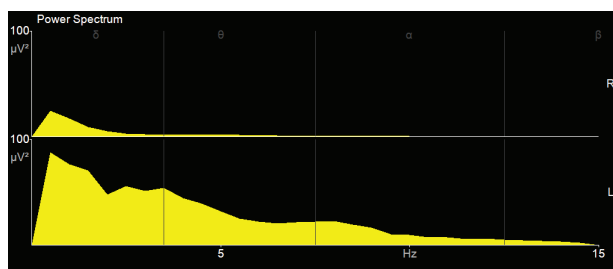
aEEG



DSA

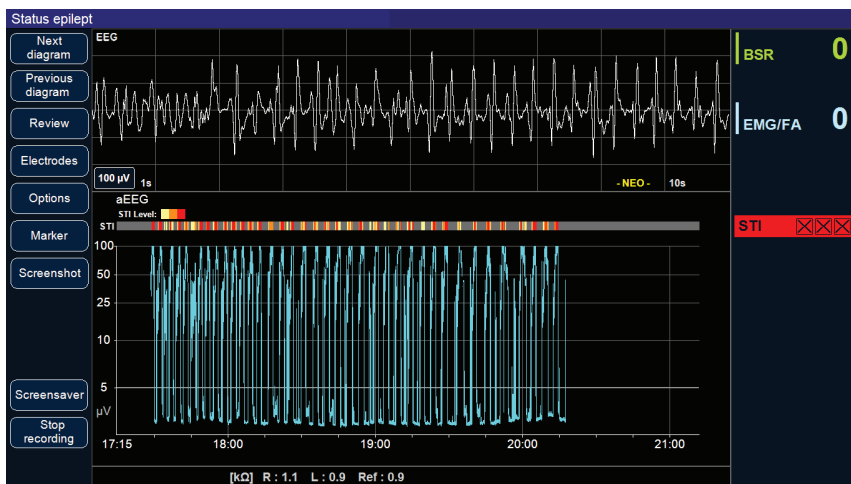


Power (channel 1: white, channel 2: yellow)



Power Spectrum

## Sample measurement



BSR 0 ← Burst suppression ratio

EMG/FA 0 ← EMG index

← Raw EEG

STI ××× ← Indication of epileptiform potentials

← aEEG

Vertrieb Schweiz



Mediq Suisse AG | Rosengartenstrasse 25 | 8608 Bubikon  
Tel 052 720 25 26 | info@mediqsuisse.ch | www.mediqsuisse.ch