

Narcotrend[®]-Compact M

OR Version



Monitoring the depth of hypnosis is the main indication for using EEG monitoring in the OR. The Narcotrend-Compact M carries out an automatic classification of the anesthetic EEG.

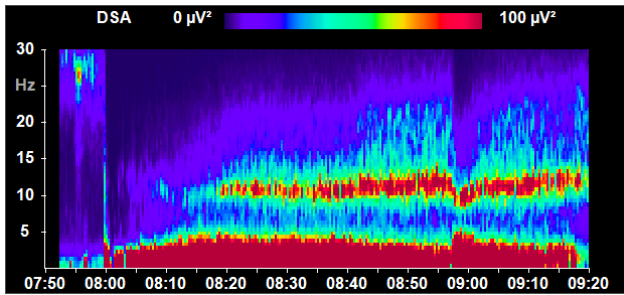
In addition, the Narcotrend-Compact M offers a **2-channel option** for comparing EEG activity from both hemispheres.

The advantages of the Narcotrend-Compact M include:

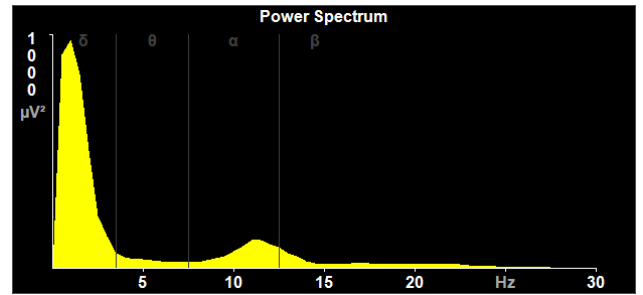
- Automatic classification of the EEG, **adapted to patient age**, including classification of the EEG in the first year of life
- Different **diagrams**, such as DSA and aEEG, for displaying EEG parameters over time
- **Flexible electrode positions**
- **Inexpensive consumables**

EEG monitoring helps to adjust the dosage of hypnotic substances to individual requirements. The requirements for both IV hypnotics and inhalational anesthetics show a large inter-individual spread.

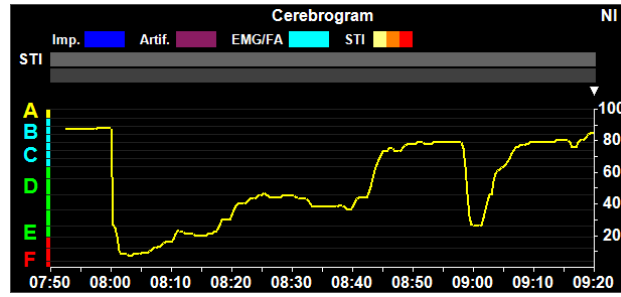
Diagrams:



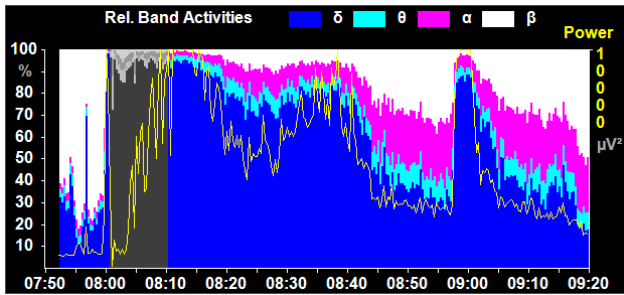
DSA



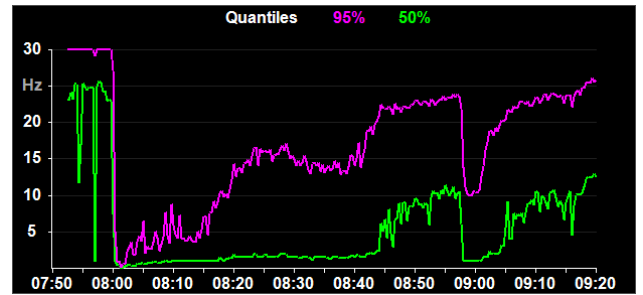
Power Spectrum



Cerebrogram



Rel. Band Activities / Power



Median / Spectral Edge Frequency

Features:

- 1 or 2 channels of raw EEG
- Automatic EEG classification, including EEG classification for infants
- Artifact detection adapted to ICU EEG
- Trend displays:
 - Cerebrogram
 - Density Spectral Array (DSA)
 - Median / Spectral Edge Frequency
 - Amplitude-integrated EEG (aEEG)
 - Rel. Band Activities / Power
- Power Spectrum
- Burst Suppression Ratio (BSR)
- STI (supports seizure detection)
- EMG index
- Print function for the cerebrogram (creation of pdf file)
- Integrated EEG amplifier
- Battery

Vertrieb Schweiz



Mediq Suisse AG | Rosengartenstrasse 25 | 8608 Bubikon
Tel. 052 720 25 26 | info@mediqsuisse.ch | www.mediqsuisse.ch